



Duluth - Superior Camera Club

Snapshot

The Duluth Superior Camera Club - Celebrating Photography Since 1933

January/February 2025



Gene Baerg

Contents

Page 1	Website information
Page 2-3	January DSCC competition
Page 4	Local 2025 competition schedule
Page 5	Camera Settings for Athletics
Page 6-7	February DSCC competition
Page 8	News we can use
Page 9-11	N4C November winners
Page 12-13	Recommended Reading
Page 14	President's Message
Page 15	February DSCC Meeting Minutes
Page 16-17	N4C January winners
Page 18	44 Tips to Improve your photography(adapted)
Page 19	DSCC Leadership

Please check the DSCC website <https://www.duluthsuperiorcameraclub.org/> for detailed information regarding entering images for our local competitions and challenges, N4C, or PSA competitions. Also, a new feature this year is a critiquing segment in our meetings, in which our members will have the opportunity to have an image evaluated by the group to offer suggestions to improve technique or approach. It's amazing what fresh eyes can see! There is a folder on our submissions page for these images.

You may submit digital images to <https://www.duluthsuperiorcameraclub.org/competition/submit-digital-entries/> The deadline for club competition digital entries is the Thursday before a regular meeting, which are held the third Tuesday of the month. You may bring prints to any meetings. You must be a paid member of the Duluth Superior Camera Club in order to participate in any club competition.

Keep up-to-date with email announcements in between our monthly meetings. You can also find up-to-date information on our website at www.duluthsuperiorcameraclub.org, or on our club's Facebook page at www.facebook.com/groups/139459169412605.



Critique Group is a great opportunity to improve your images and enjoy the comradery of fellow photographers. Bring two or three prints (preferred) or your laptop/tablet and meet us at 6:30 on the first Wednesday of the month. Space is limited, so be sure to secure your spot and get on the mailing list for more meeting info by contacting Brian at critique@hbrstudios.com . He will send out location specifics prior to the meeting.

DSCC Club Competition January 2025

Forgotten Textures



First Place
36/45
Paul M. Zahorosky
Weathered Walkway

“Good variety of textures in one image. Lighting is good and good choice of angle.”

“Many weathered surfaces captured well using leading lines. Using windows and buildings as frames well thought out.”

“Captures the texture and feel of the cold steel.”



Second Place


36/45

Tim Beaulier

path to winter

“Maybe adjusting the contrast or mid tones?”

“Love this interpretation. Frost outlines the texture in the leaves and creates an interesting compositions.”



Third Place

34/45

Nancy Lindberg

Pickle Forks

“The arrangement of the forks as well as the background chosen make this a very interesting image. Way to step out of the box.”

“All in a row a strong way to show off the fork textures and design elements.”

“Great design.”

2025 DSCC Local Competition Themes

January	Forgotten Textures (capture worn, weathered surfaces)
February	Love in Focus (couples, flowers, heartfelt moments, etc)
March	Cityscape (day or night)
April	Symmetry (find balance in architecture or nature)
May	Water in Motion
June	Summer Sunrise/Sunset
July	Patriotic Pride
August	Abandoned Places
September	Golden Hour Portraits (human or animal)
October	Reflections
November	Moody Landscape
December	Annual Showcase

Upcoming DSCC 2025 Schedule

March 18th	DSCC Monthly Meeting 6:30 pm UWS Rm 203 Yellowjacket Union Club Competition Cityscape
April 15th	DSCC Monthly Meeting 6:30 pm UWS m 203 Yellowjacket Union Club Competition Symmetry

“I love this life. I feel like I am always catching my breath and saying, ‘Oh! Will you look at that?’”. Photography has been my way of bearing witness to the joy I find in seeing the extraordinary in ordinary life. You don’t look for pictures, your pictures are looking for you.”

Harold Feinstein

What are the best camera settings for athletics photography?



Sam Barnes | WSPA Bronze Winner 2024 | Nikon Z9 |
Nikon Z 400mm f/2.8 TC VR S | f/2.8 | 1/1600 sec | ISO 800

Shooting Mode: Aperture Priority (with minimum shutter speed set to 1/1000)

Aperture: f/2.8 or minimum available

Shutter Speed: Minimum 1/1000 a second, or between 1/250 and 1/500 to add body movement.

ISO: 100 (in full sun), 200 (overcast) or Auto ISO (at night)

White Balance: Auto (adjust as needed for indoor or unusual lighting)

Focus Mode: Continuous (AI Servo on Canon)

Autofocus Area: Expanded AF point (surrounding points active)

Drive Mode: High-speed continuous (burst)

File Format: Full Quality JPEG

Which shutter speed should I use for athletics?

A minimum shutter speed of 1/1000 will help you freeze the action and eliminate most motion blur from your athletics photography.

Which lens do I need for athletics?

A 400mm lens works well for athletics photography, and professional sports photographer Iris van den Broek recommends a 400mm focal length.

Which f-stop or aperture should I use for athletics?

Generally speaking, any aperture between f/2.8 to f/4 is ideal for athletics photography.

What autofocus mode should I use for athletics?

Your camera's autofocus mode will depend on it. However, for the best autofocus results, we recommend using your camera's continuous subject-tracking mode.

How many frames per second do I need for athletics?

You should shoot at a minimum of 5 fps for athletics photography.

DSCC Club Competition February 2025

Love in Focus



First place
 34/45
Paul Ranelli
Old Friends

"Wonderful faces of joy - creates strong impact. Sharp. and excellent color. Depth of field is shallow enough to be effective at keeping background from being overly distracting."

"Great capture full of emotional wealth. Light is good with the highlights, but no harsh shadows. Unfortunately, the car in the back is a bit (albeit small) distraction."

"WHAM....good shot and is a great attention getter and story teller all wound into one. Great exposure (side light) and although centered this is THE time to not care about that rule! Only 1 minor problem and that is the aspen sapling growing out of Margie's left ear/shoulder. It tries to steal the eye but the rest of the image reels it back in."



Second place
33/45
PawanG
Love Vibes at Beach

"Beautiful emotional scene, and the black-n-white treatment helps to focus on the couples happy caring faces. Sharp, good management of depth of field."

"Nice moment and well processed in grayscale. Not sure all of the sky at the top is necessary in the composition, plus this will make the vignette a bit less noticeable. Having one (top one, maybe both) faces a little more toward camera might make it easier to connect for the viewer. Watch your sensor dust, by the way."

"the couple by itself is a stunning picture. That part would write a short love story. It looks like you may have tried to vignette the image in post processing but I may be right or wrong. The problem is the building growing out of the back of his head and the buildings farther down the beach. Way less depth of field could have helped so the buildings would be out of focus. They would still be there but hopefully not recognizable as structures. Still ,love the impact!"

Third place
32/45
Tim Beaulier
Dear John



"Strong contrasts and colors heighten impact.

Suggest cropping from the left, about a third of the image. There is little of interest to that side of the image, and not needed to tell the story of the hurt heart."

"Interesting and visually appealing. I see, "I love to hike," all over this. Well done adding the shoe tread with a sliver of sky between the rock to dramatically drive home the point. Unsure if the title helps the concept of the image, however, especially due to the multiple idioms derived."

"Impact is striking and is obviously telling a story. Composition is good but the focus at the bottom and the background is creating a visual problem and exposure is dark. There is detail in the boot. It would probably work better with no detail, as a complete silhouette with just the heart showing the light along with the background. Very creative idea though.

News we can use...

The upcoming 2025 dates for the **New Moon** are: Feb 27, March 29, April 27, May 26, June 25, July 24, Aug 22, Sept 21, Oct 21, Nov 19, and Dec 19.

Information needed for submitting images for our local competition, PSA, and N4C can be found on our DSCC website under Competition. The PSA Round 3 submittals will need to be in by April 8th.

There are amazing classes and workshops available at the beautiful **Minnesota Landscape Arboretum** in Chaska, Mn. Winter Macro Photography, Focus stacking, and Bird Photography are just a few examples being held in the coming weeks. Check out online and in person classes at <https://arb.umn.edu>

The **John Beargrease Sled Dog Race** is now scheduled for March 2nd due to the lack of snow in January. Keep up to date with all related events at info@beargrease.com

There is a **Night Sky Phone Photography Workshop** at the Larsmont Cottages in Two Harbors offered March 8th and April 5th. This three hour workshop covers techniques, outdoor shooting, and editing tips back inside. For more information call 218-370-8687.

The annual **St Patrick's Day Parade** will be in downtown Duluth on Monday, March 17th from 12-1pm. A fun time to get some pj shots of bagpipers!

Mark down June 21st for **Grandma's Marathon** when 20,000 participants will race down our beautiful shore in this world class annual event.


The **Duluth Airshow** returns on July 5-6th so you'll want to get it on your calendar. Check out more information at DULUTHAIRSHOW.COM

The **Tall Ships** are returning to our Duluth Harbor July 10th - 13th. This exciting event hasn't been held in Duluth since 2019. More information may be found at lakesuperiortallships.org



Unknown

The DSCC account balances are Paypal \$548.15, and checking \$2686.54.



Merit Award

40/45

Mike Miller

Peaceful

“Great contrast & focused subject.”



Merit Award

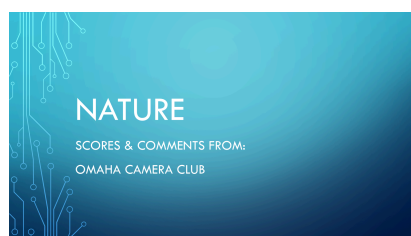
20/27

Paul Zahorosky

Rebound scramble

“The action is not clear without the title. Good focus, right shutter speed to stop the action.”

“Caught the moment, and see the emotion.”



2nd Place

43/45

Paul Zahorosky

Reaching for the Stars

“Enjoyed this one. Interesting angle and I like that you caught the comet; right place at the right time.”



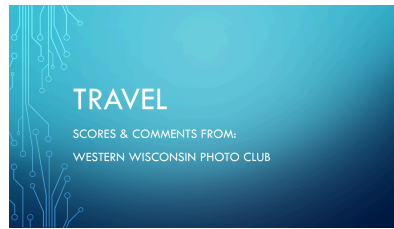
Merit Award

36/45

Laurie McShane

Under Mama's Wings

“Lovely photo with nice detail and a soft frame of water.”



Merit Award

22/27

Chris Carlson

Super Moon Lightning
Duluth MN

“Handles exposure well. You captured it all, the clouds, lightning, moon - great shot.”

“Dramatic image but it did not fit the definition of Digital Travel because the environment is indiscernible. It would score well in DP.”

Be sure to check out **Destination Duluth**'s website or Facebook page for a great article on their 5th Annual Celebration of Photographers. Featuring our “Life Up North”, there were 67.2 million views of images on their website in 2024 alone, and many, many of them were from our very own Duluth-Superior Camera Club members. Here are a few....



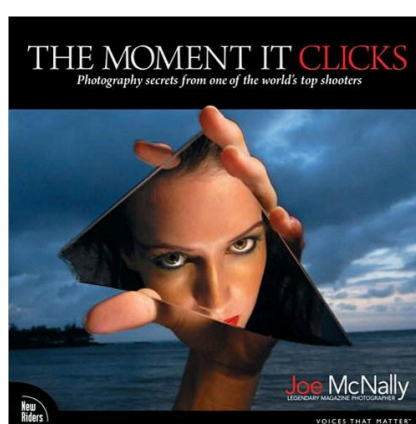
Recommended Reading for Photo Fans

Books from B&H's Bestseller List

[The Moment It Clicks: Photography Secrets](#) [from One of the World's Top Shooters](#)

By Joe McNally


Lighting master Joe McNally has a distinctive way with words, which is at the fore in this insightful book. Using his own photos to illustrate a wide range of techniques, McNally reveals invaluable tricks and tips, while sharing the stories behind each shot and the challenges inherent in different types of assignments. A second book by McNally, [Sketching Light: An Illustrated Tour of the Possibilities of Flash](#), is available as an e-book, allowing you to read and learn on the go.



[The Elements of Photography, Understanding and Creating Sophisticated Images, 2nd edition](#)

By Angela Faris Belt


Author, photographer and educator Angela Faris Belt combines an instructional guidebook with inspirational images meant to push photographers to improve both their technique and their photographic vision. Centered around the basic elements of metering and exposure, a photographic frame and its borders, the quality of focus determined by aperture or lens, shutter speed in relation to time and motion, and the physical media used to create an image, each chapter is backed up by practical exercises to demonstrate how photography's technical attributes affect visual outcomes and meaning. Featuring the work of more than 40 photographers, the book is extensively illustrated with more than 300 color photographs, ranging from commercial photography to fine-art landscapes.



Inspiration in Photography: Training Your Mind to Make Great Art a Habit

By Brooke Shaden

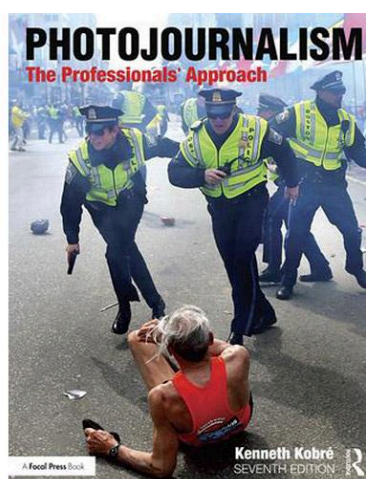
Avid self-portraitist Brooke Shaden firmly believes that, as a photographer, it's possible to train your mind to see inspiration in any situation. She wrote this book to show you how, aiming to help you develop inspiration using exercises based on your everyday surroundings. After introducing readers to her creative process, Shaden shares tips on how to plan, compose, and shoot the colorful, atmospheric, fairy-tale-like fine art photographs that are her hallmark, so you can adapt her methods to your own photographic style. Straddling the line between insight and instruction, Shaden's book offers readers a useful roadmap to recognizing and developing inspiration whenever, and wherever, you need it.



Photojournalism: The Professional's Approach, 7th Edition

By Kenneth Kobre

Ken Kobre, founder of the photojournalism program at San Francisco State, penned the definitive book on photojournalism, delivering a blend of insightful interviews with professionals, practical techniques, and high-impact photographs. Often referred to as the "bible" of the industry, this seventh edition features updates on social media in photojournalism, shooting video on smart phones, and the use of drones to cover the news. Updated chapters on audio and video are joined by a revised and expanded business chapter, which outlines how to make a living in photojournalism. New interviews and case studies, including many from international locales, bring readers on assignment with industry greats, whose experiences provide guidance for how to take your work from a hobby to a profession.





As I write this, “Spring” is just around the corner, although I’m not sure which corner it is lurking behind but I am looking forward to some warmer weather and spring photography: The Great Lakes shipping season for 2025 will begin on March 25, 2025, when the Soo Locks open. FYI: The distance from the Atlantic Ocean to Duluth, MN is 2,038 nautical miles (2,342 statute miles or 3,700 kilometers), 8.5 sailing days and includes some 245,750 square kilometers (95,000 square miles) of navigable waters. Average speed is 12 mph (10.4 knots). We also look for early signs of spring with flowers and here are 16 of the most popular early bloomers: Pussy Willow, Daffodil, Creeping Phlox (hmmm, I’ve seen this one and never knew the name), Snowdrops, Crocus, Adonis, Forsythia, Flowering Quince, Witch Hazel, Star Magnolia, Lenten Rose, Pasque Flower, Winter Jasmine, Creeping Myrtle, Glory-of-the-Snow, and Siberian Squill (information gathered from TheSpruce.com).

And lastly, we look for babies. No, not human babies, rather animal babies. I know most of you know by now most of the babies that are born in the spring and here are 8 babies: Baby pigs, baby fox (the highest birth rate for fox is March), Baby Seal, Baby Raccoon, Baby Black Bears, Baby Sheep, Baby Chickens and Baby Monkeys (I might have to take a trip to the zoo for this one). Of course there are ground squirrels, bobcat kits, Kestrels, Coyotes, yep, salamanders, red-tailed hawks, tarantulas, and monarchs start migrating in the spring.

There are so many “Spring” things to get us out with our cameras and hopefully we can see new things this spring as we get out a little more. Oh, and don’t forget a favorite for some is the migration of the White Pelicans also this spring.

Happy Spring!!!

Joni

Minutes from 2/18/25 Camera Club Meeting

All zoom meeting as UWS was closed due to cold weather

Presentation by Amber Nichols on Travel Photography tips

- Plan and research your trip

- Ask locals what they love in their area

- Take advantage of lucky finds

- Keep an open mind

- Never one and done – take multiple shots – angles, composition, lighting

- Pack only what you need: 2 lenses and 1 body

- air tags on gear, fishing vest, using accessories – rain gear

- reflecting gear for phone

- Respect local customs/religions, visit local markets

- Capture unexpected moments

Thank you Amber!!!

Lucy needs 3 judges for N4C Travel in March – Brian, Amber & Joni volunteered

N4C Results: January

Black & White – Merit Award – “Reflection Tine” – Paul Zahorosky

Journalism – Merit Award – “Under Mamas Wings” – Kathleen Wolleat

Travel – Merit Award – “Everyday Venice” – Kathleen Wolleat

PSA – Matt expressed thanks to Kathleen for sending out and recruiting entries for Interclub

- Round 3 will be early May

Local Competition

“Old Friends” - 1st Place – Paul R.

“Love Vibes at Beach - 2nd Place – Pawan G.

“Dear John” - 3rd Place – Tim B.

N4C Prints:

“Ice Lighting” and “All by himself” - Bob Lahti

“Curiosity” – Merit Award – Bob Lahti

Deb is sending in Prints to N4C the first week of March

Talked about the various competitions for the newbies.


JK wanted to let everyone know that Camp Nebagamon is looking for a Dark Room photographer for their camp this summer. If interested, reach out to JK.

Check the agenda for additional events you may want to photograph.

Respectfully submitted by Joni Tazell

N4C RESULTS
 JANUARY 2025
 DULUTH SUPERIOR CAMERA CLUB

BLACK & WHITE
 SCORES & COMMENTS FROM:
 SHUTTERBUG CAMERA CLUB



Merit Award

22/27

Paul Zahorosky
Reflection Tine

No comments.

NATURE
 SCORES & COMMENTS FROM:
 SIOUX CITY CAMERA CLUB

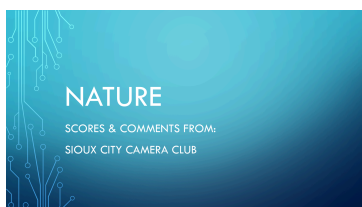


Merit Award

40/45

Kathleen Wolleat
Under Mama's Wings

"Nice coloring. Bee sharp and good capture."



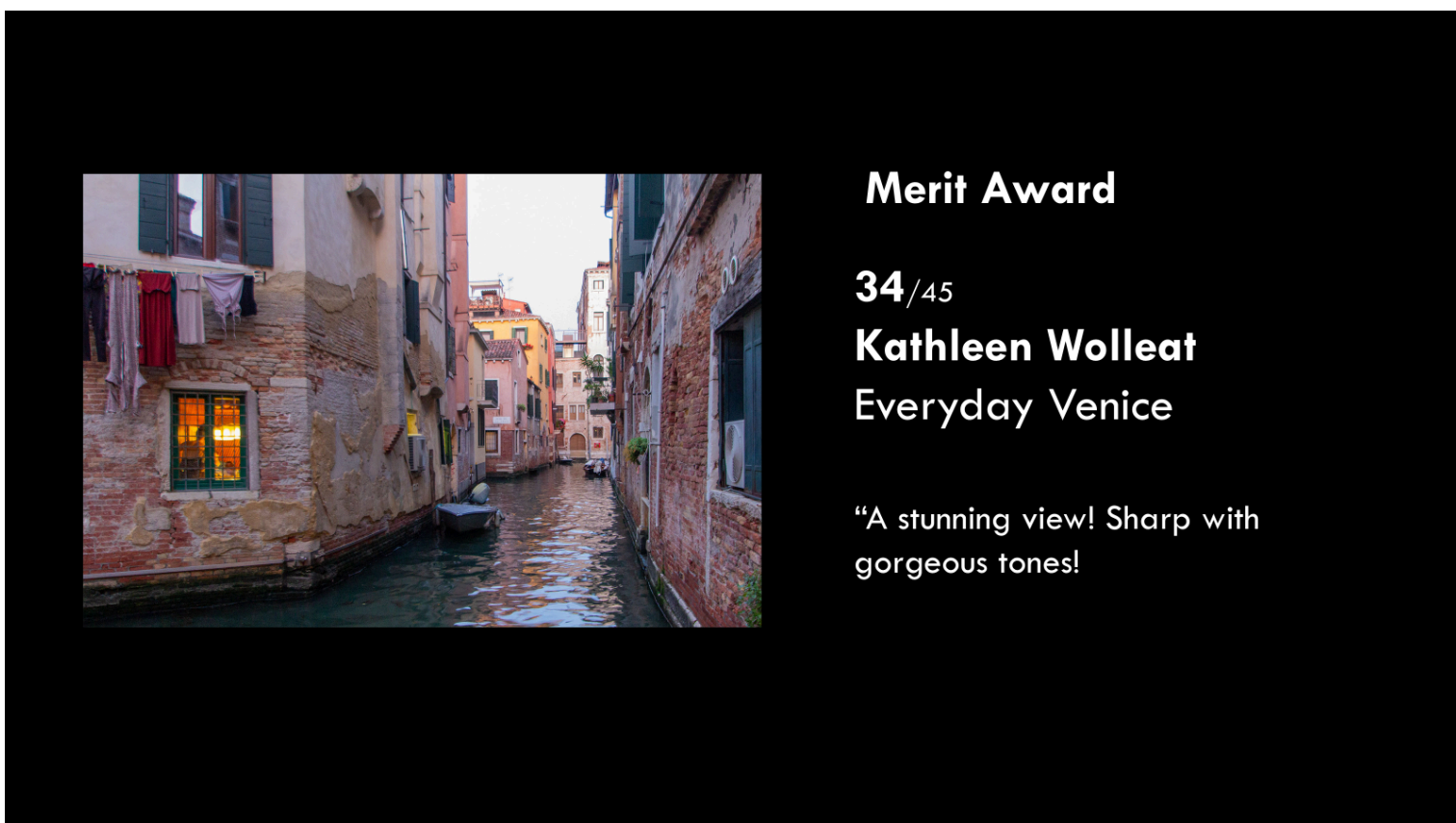
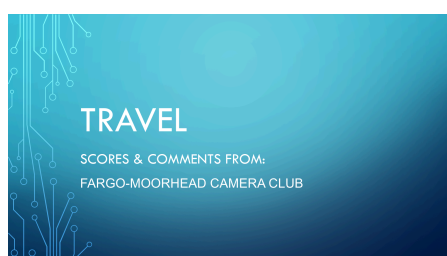
Honorable Mention

42/45

Chris Carlson

Super Moon Lightning

“Very good capture of lighting and moon. Nicely done.”



Merit Award

34/45

Kathleen Wolleat

Everyday Venice

“A stunning view! Sharp with gorgeous tones!”

adapted from:

44 Tips to Improve Your Photography

If you are going for **symmetry**, make sure you nail it. A few inches in one direction can upset the image's symmetry, and your audience (and you) will know you were going for symmetry and missed. Photography can be a game of inches.

Pay attention to the **frame edges**. The image is more than the subject (usually). Scrutinize the corners and the sides and top and bottom of your frame. everything working together well, or is something completely out of place? Can you adjust to remove the "noise" of a busy scene? Look at the whole so the whole does not detract from your subject.

Look for **light**. **Light** is everything in photography. Spend your time looking for light, even if you aren't taking photos. Look for sun beams and breaks, reflections, shadows, natural light, artificial light. See how light interacts with the environment. See light.

The wonderful side effect of light is **shadow**. Shadow is as valuable as light and gives depth and shape to objects. Use shadow in your images. Don't run from shadow. Embrace it.

There is certainly a place for random snapshots in the world of photography but a coherent **photo project**, especially when it is generated from an internal concept driven by passion, can self-inspire you to create a solid body of work. Do you want to tell a story? Do you want to document social or physical change? Use your camera to illustrate your thoughts.

by Todd Vorenkamp



DSCC 2025 Leadership

President Joni Tazell
 Vice President Brian Rauvola
 Treasurer Amber Nichols
 Secretary Laurie McShane

president@duluthsuperiorcameraclub.org
vicepresident@duluthsuperiorcameraclub.org
treasurer@duluthsuperiorcameraclub.org
secretary@duluthsuperiorcameraclub.org

Committee Chairs

Membership Kathleen Wolleat
 Field Trips Mike Miller
 Kathleen Wolleat
 PSA Matt Moses
 N4C Chair Lucy Kragness
 Website/Tech Support/Competition
 Paul Zahorosky
 N4C Prints Doug Granholm
 Deb Carroll
 Publicity Amber Nichols

membership@duluthsuperiorcameraclub.org
fieldtrips@duluthsuperiorcameraclub.org

psa-contact@duluthsuperiorcameraclub.org
n4c-contact@duluthsuperiorcameraclub.org

competition@duluthsuperiorcameraclub.org

publicity@duluthsuperiorcameraclub.org



Member of N4C since 1965



Member of PSA since 1956